



junior SKILLS

Championship 2021

SCREENING ROUND



<https://worldskillsindia.co.in/juniorskills2021>

SCREENING ROUND 1

Competition Information Guide

Saturday, 17th July 2021

INSTRUCTIONS AND IMPORTANT INFORMATION

- Below is the schedule for Screening Round 1

Sl.	Skill	Competition Date & Time
1	Web Technologies	17 July 2021 11 am - 12 pm
2	IT Software solution for Business	
3	Solar Energy	
4	Visual Merchandising	17 July 2021 2 pm - 3 pm
5	Graphic Design	
6	Fashion Technology	
7	Painting & Decorating	
8	Mobile Robotics	17 July 2021 4 pm - 5 pm
9	Innovative Business ideas	
10	Photography	

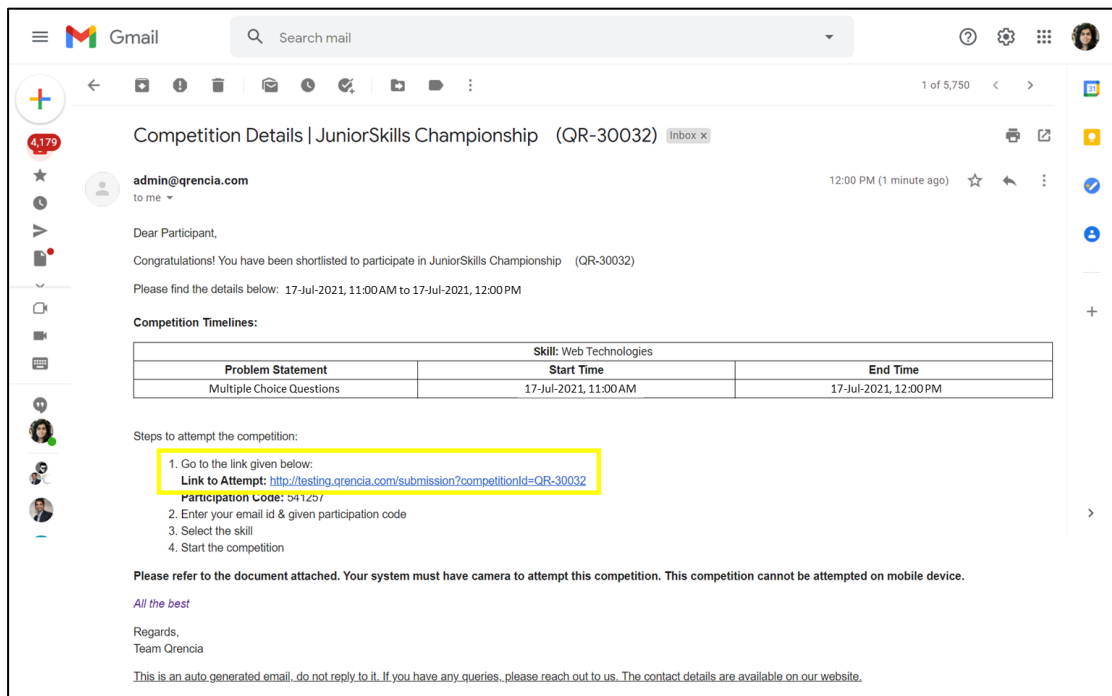
- The Screening Round 1 will be a Multiple Choice Question (MCQ) assessment
- Students will be able to download the **Problem Statement** at the schedule time of the Screening Round 1
- The Problem Statement will contain link to attempt Multiple Choice Questions assessment
- Multiple Choice Questions will be related to Skill that the student registered in JuniorSkills Championship 2021
- The assessment will be of 1 hour including the time to read the Problem Statement and submit your response
- No response will be accepted after the scheduled time of the competition
- Device for attempting competition
 - Laptop or desktop is recommended. **Do not attempt using mobile phone or tablet**
 - Please ensure that your device is connected to a stable internet during the time of competition
- In an unlikely event of a technical issue stopping, you from attempting the problem statement, please send a WhatsApp message with the following details on the given mobile number: 8527526472.
 - Your Name
 - Registered Email Address
 - Issue you are facing

NOTE: Please do not call on this number during the competition
- All future communication shall be done over your registered email address. Please regularly check your emails

STEPS TO ATTEMPT PROBLEM STATEMENT AND SUBMIT SOLUTION

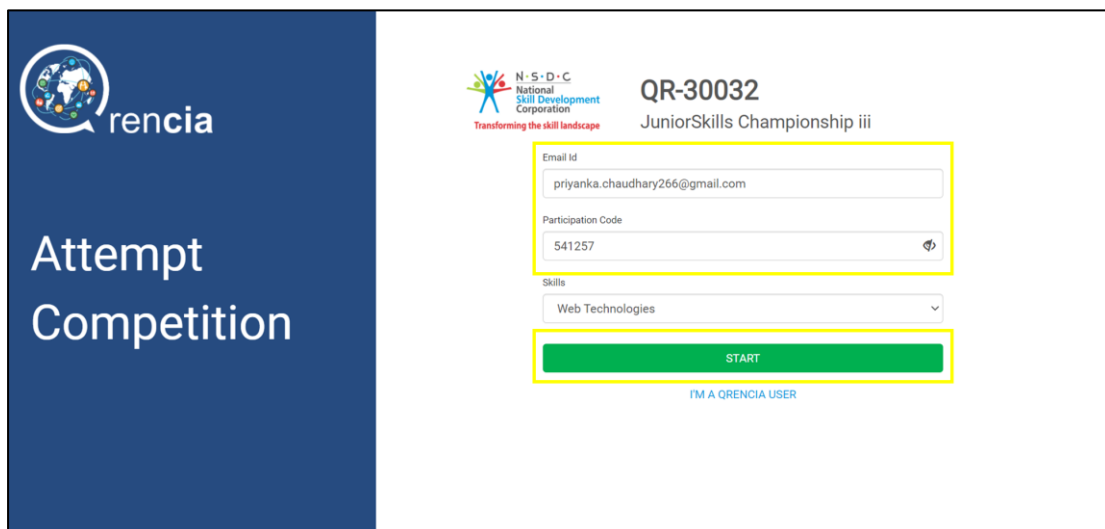
1. **During the scheduled time** of the Screening Round 1, click on the link given at “**Link to Attempt**” as received in the email.

Please refer to a SAMPLE email below.



2. Once you click on the link, enter the same email address and participation code as received in the email. **Entering incorrect details will lead to disqualification**. After entering the details, click on “**START**”

Please refer to the below screenshot.



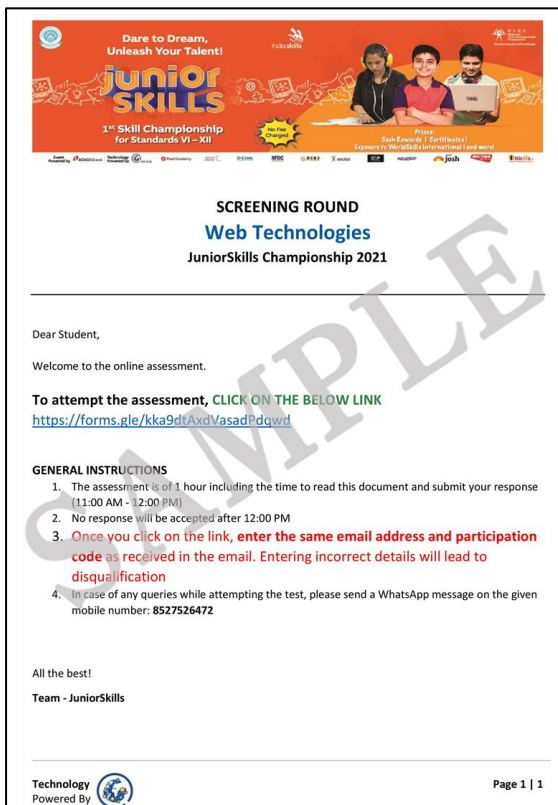
- The next step is to download the Problem Statement. To download the Problem Statement, click on the down arrow download button.

Please refer to the below screenshot.



- Below is the sample problem statement. To attempt the Screening Round 1 assessment, click on the **assessment link** given in the problem statement.

Please refer to the below SAMPLE Problem Statement.



- Once you click on the link, **enter the same email address and participation code as received in the email**. **Entering incorrect details will lead to disqualification**. Click on the **Next** button at the bottom to attempt the Multiple Choice Questions

Please refer to the below screenshot.

- Attempt **ALL Questions** and click on **Submit** button to submit your response.

Please refer to the below screenshot.

**** End of Screening Round 1 ****